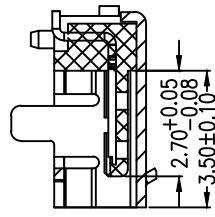
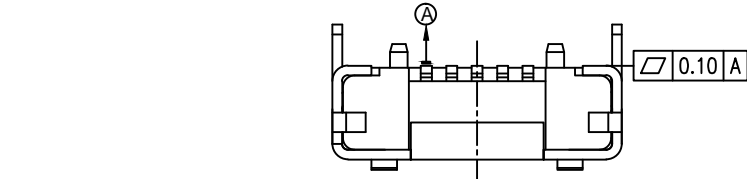
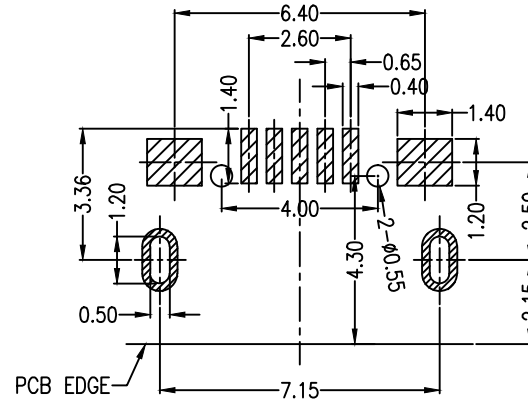
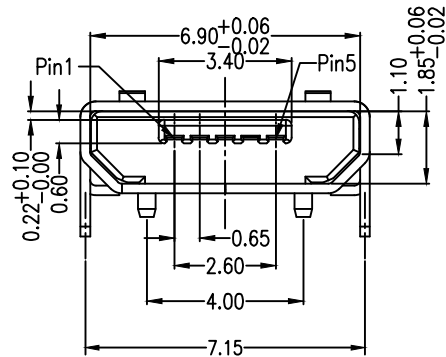
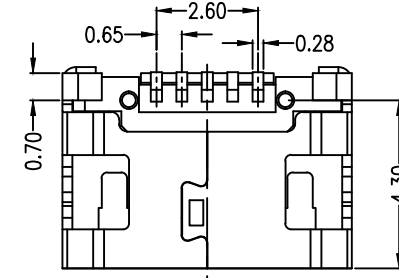
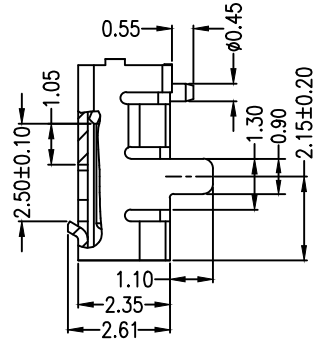
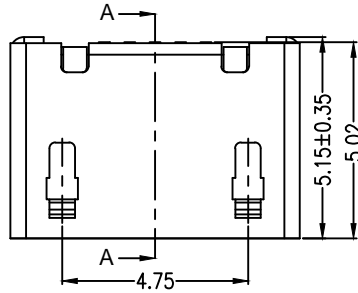


MAPX	MODIFICATION	DATE



SECTION A-A



RECOMMENDED PCB LAYOUT

PCB图仅供参考

Note:

1.Material:

- 1.1 Housing: High temperature thermoplastic with g.f,UL94v-0
- 1.2 Contact: copper alloy,t=0.20mm
- 1.3 Shell: copper alloy,t=0.25mm

2.Specification:

- 2.1 Current rating:1,5PIN 1.8A Max/2,3,4PIN 1A Max.
- 2.2 Dielectric withstanding voltage: 100 V(ac) for 1 min.
- 2.3 Contact resistance: 30 mΩ Max.
- 2.4 Insulation resistance: 100 MΩ Min.
- 2.5 Total mating force: 3.57 Kgf Max.
- 2.6 Total unmating force: 1.0 Kgf Min.
- 2.7 Temperature range: -30°C~80°C

产品图
PRODUCT CHART DWG



易芯精密科技(浙江)有限公司
Easychips Precision Technology (Zhejiang) Co., Ltd.

公差一览表 TOLERANCE UNLESS OTHERWISE			
X.	±0.30	X'	±5'
.X	±0.25	.X'	±2'
.XX	±0.20	.XX'	±1'
.XXX	±0.10	.XXX'	±0.5'

单位 UNITS	MM	制图 DRAWING	产品料号 PRODUCT PART NO.	B920-ECA62A2021S10104
比例 SCALE	1:1	审核 CHKD	产品名称 PRODUCT NAME	MICRO/5P-F 两脚DIP7.2无边脚长1.1有柱加焊脚短端子SMT
日期 DATE	2013/11/02	核准 APPD	角法 VIEW	版本 VER
				40