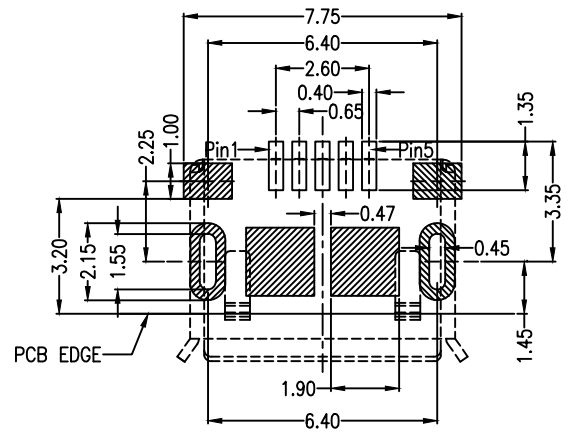
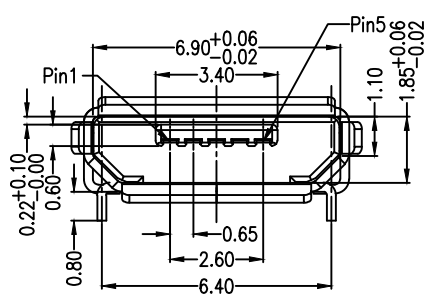
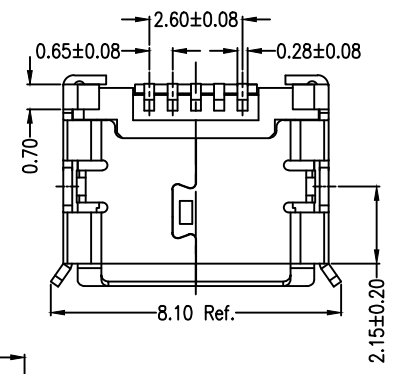
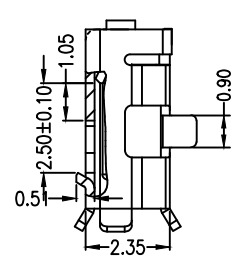
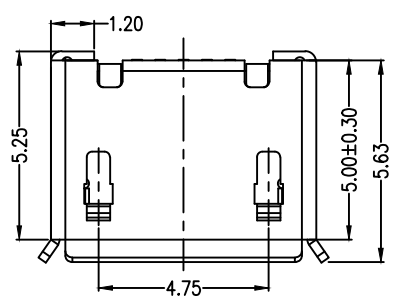
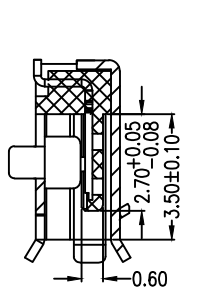
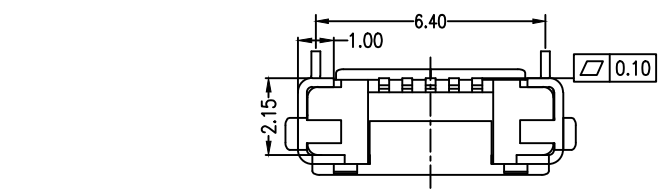


MAPX	MODIFICATION	DATE



RECOMMENDED PCB LAYOUT
PCB图仅供参考

- Note:
- Material:
 - Housing: High temperature thermoplastic with g.f,UL94v-0
 - Contact: copper alloy,t=0.20mm
 - Shell: copper alloy,t=0.25mm
 - Specification:
 - Current rating:1,5PIN 1.8A Max/2,3,4PIN 1A Max.
 - Dielectric withstanding voltage: 100 V(ac) for 1 min.
 - Contact resistance: 30 mΩ Max.
 - Insulation resistance: 100 MΩ Min.
 - Total mating force: 3.57 Kgf Max.
 - Total unmating force: 1.0 Kgf Min.
 - Temperature range: -30°C~80°C

产品图 PRODUCT CHART DWG		 易芯精密科技(浙江)有限公司 Easychips Precision Technology (Zhejiang) Co., Ltd.			
公差一览表 TOLERANCE UNLESS OTHERWISE		单位 UNITS	MM	制图 DRAWING	制图料号 PRODUCT PART NO.
X.	±0.30 X.	±5.°			B920-ECB52A2021S10100
.X	±0.25 .X	±2.°	比例 SCALE	审核 CHKD	产品名称 PRODUCT NO.
.XX	±0.20 .XX	±1.°	日期 DATE	核准 APPD	MICRO 5S B型6.4有边无柱有后盖 两脚插板加焊脚短端SMT
.XXX	±0.10 .XXX	±0.5°	2019.11.23		角法 VIEW
					版本 VER
					A0