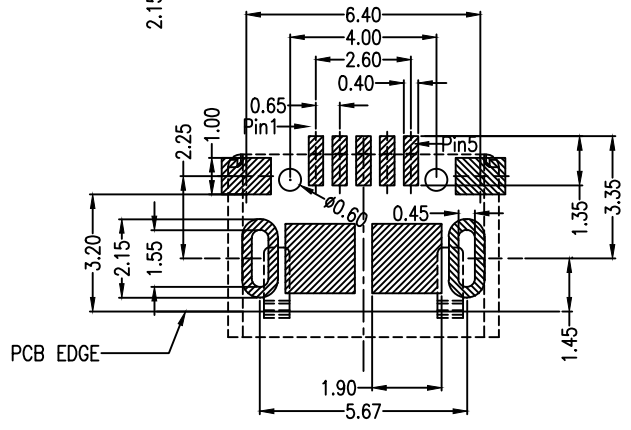
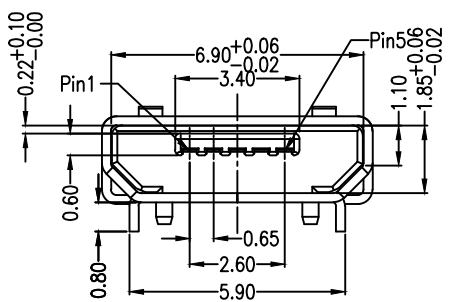
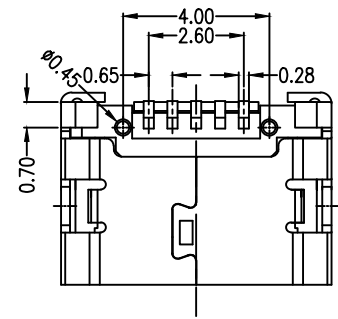
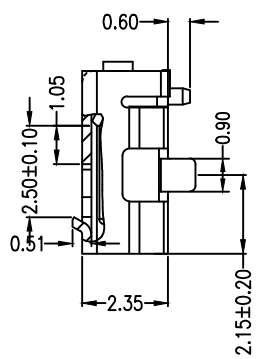
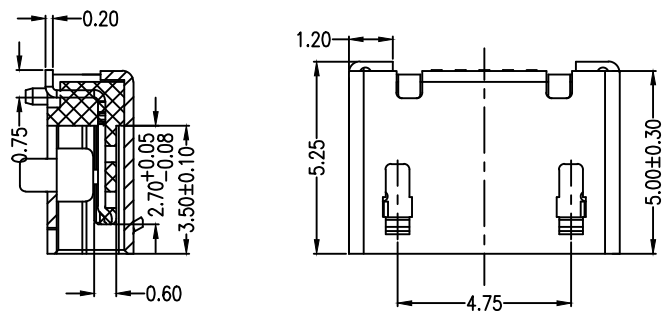
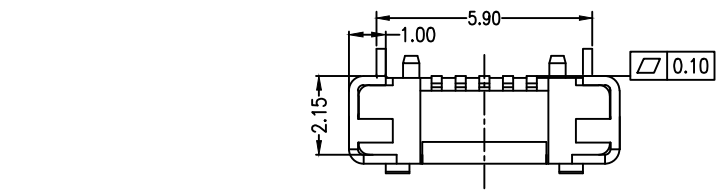


MAPX	MODIFICATION	DATE



RECOMMENDED PCB LAYOUT PCB图仅供参考

Note:

1.Material:

- 1.1 Housing: High temperature thermoplastic with g.f,UL94v-0
- 1.2 Contact: copper alloy,t=0.20mm
- 1.3 Shell: copper alloy,t=0.25mm

2.Specification:

- 2.1 Current rating:1,5PIN 1.8A Max/2,3,4PIN 1A Max.
- 2.2 Dielectric withstanding voltage: 100 V(ac) for 1 min.
- 2.3 Contact resistance: 30 mΩ Max.
- 2.4 Insulation resistance: 100 MΩ Min.
- 2.5 Total mating force: 3.57 Kgf Max.
- 2.6 Total unmating force: 1.0 Kgf Min.
- 2.7 Temperature range: -30°C~80°C

产品图 PRODUCT CHART DWG		易芯精密科技(浙江)有限公司 Easychips Precision Technology (Zhejiang) Co.,Ltd.									
公差一览表 TOLERANCE UNLESS OTHERWISE						单位 UNITS	MM	制图 DRAWING	制图料号 PRODUCT PART NO.	B920-ECC62A2021S10101	
X.	±0.35	X.	±5.°		比例 SCALE	1:1	审核 CHKD	产品名称 PRODUCT NO.	MICRO SS B型5.9两脚长0.8插板无边有柱加焊脚SMT短端		
.XX	±0.20	.XX	±2.°		日期 DATE	2016-09-09	核准 APPD	角法 VIEW		版本 VER	AD
.XXX	±0.10	.XXX	±0.5°								