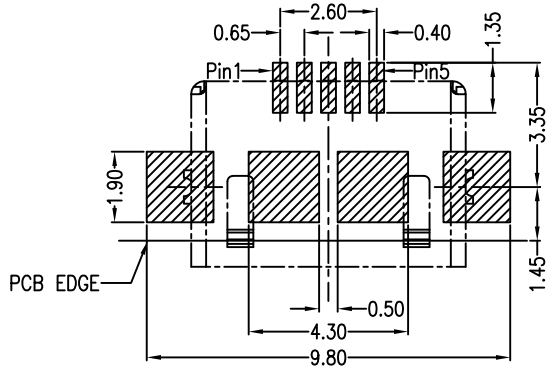
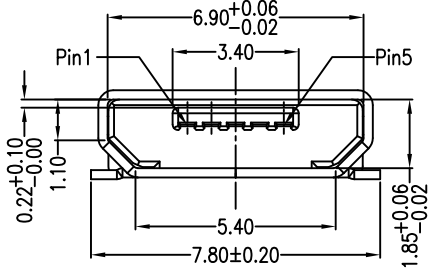
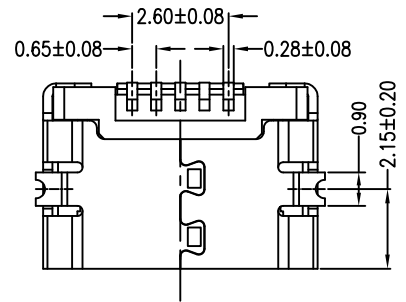
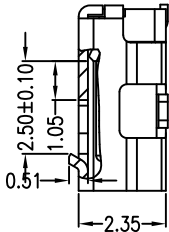
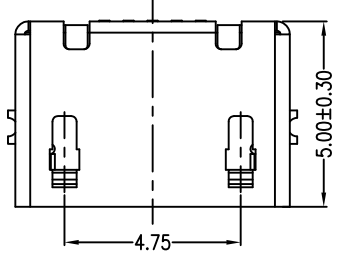
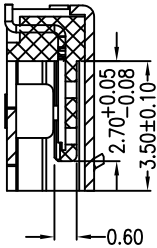
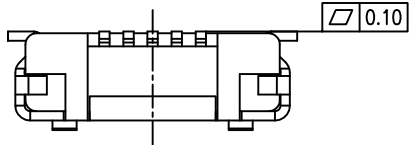


MAPX	MODIFICATION	DATE



RECOMMENDED PCB LAYOUT PCB图仅供参考

- Note:
- Material:
 - Housing: High temperature thermoplastic with g.f,UL94v-0
 - Contact: copper alloy,t=0.20mm
 - Shell: copper alloy,t=0.25mm
 - Specification:
 - Current rating:1,5PIN 1.8A Max/2,3,4PIN 1A Max.
 - Dielectric withstanding voltage: 100 V(ac) for 1 min.
 - Contact resistance: 30 mΩ Max.
 - Insulation resistance: 100 MΩ Min.
 - Total mating force: 3.57 Kgf Max.
 - Total unmating force: 1.0 Kgf Min
 - Temperature range: -30°C~80°C

产品图

PRODUCT CHART DWG

公差一览表 TOLERANCE UNLESS OTHERWISE			
X.	±0.30	X.	±5.°
.X	±0.25	.X	±2.°
.XX	±0.15	.XX	±1.°
.XXX	±0.10	.XXX	±0.5°

 易芯精密科技(浙江)有限公司
Easychips Precision Technology (Zhejiang) Co., Ltd.

单位 UNITS	MM	制图 DRAWING	制图料号 PRODUCT PART NO.	B920-ECD62A2021S10103
比例 SCALE	1:1	审核 CHKD	产品名称 PRODUCT NO.	MICRO 5P B型两脚贴板无边无柱短端SMT
日期 DATE	2021-04-16	核准 APPD	角法 VIEW	版本 VER
				AO