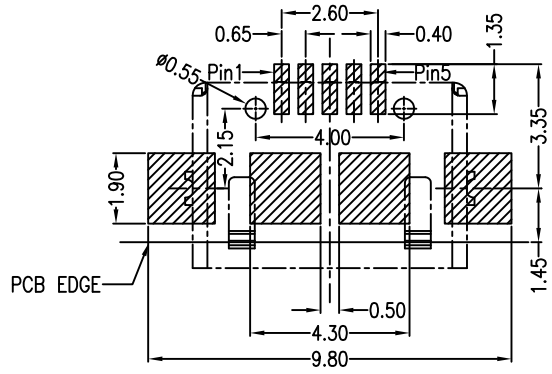
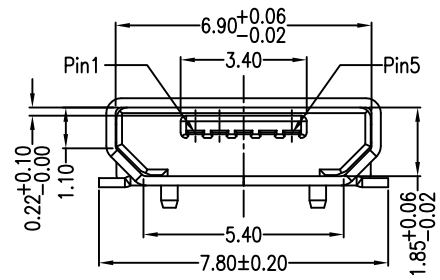
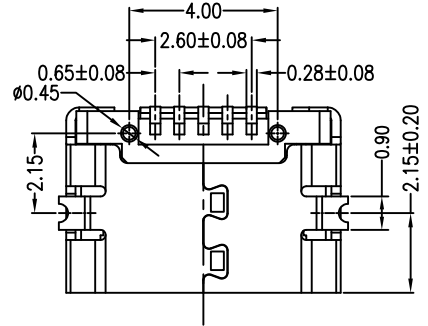
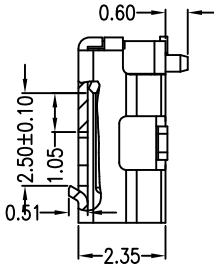
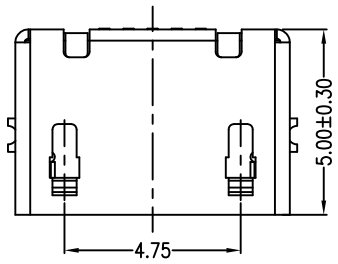
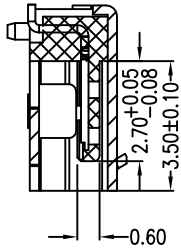
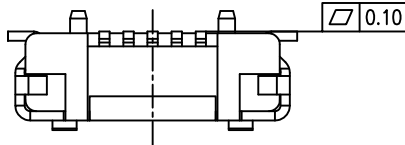


1 2 3 4 5 6 7 8 9 10

MAPX	MODIFICATION	DATE



RECOMMENDED PCB LAYOUT PCB图仅供参考

Note:

1.Material:

- 1.1 Housing: High temperature thermoplastic with g.f,UL94v-0
- 1.2 Contact: copper alloy,t=0.20mm
- 1.3 Shell: copper alloy,t=0.25mm

2.Specification:

- 2.1 Current rating:1,5PIN 1.8A Max/2,3,4PIN 1A Max.
- 2.2 Dielectric withstanding voltage: 100 V(ac) for 1 min.
- 2.3 Contact resistance: 30 mΩ Max.
- 2.4 Insulation resistance: 100 MΩ Min.
- 2.5 Total mating force: 3.57 Kgf Max.
- 2.6 Total unmating force: 1.0 Kgf Min
- 2.7 Temperature range: -30°C~80°C

A
B
C
D
E
F
G

A
B
C
D
E
F
G

1 2 3 4 5 6 7 8 9 10

<p>产品图 PRODUCT CHART DWG</p>				<p>易芯精密科技(浙江)有限公司 Easychips Precision Technology (Zhejiang) Co., Ltd.</p>			
<p>公差一览表 TOLERANCE UNLESS OTHERWISE</p>				单位 UNITS	制图 DRAWING	制图料号 PRODUCT PART NO.	B920-ECD62A2021S10105
X.	±0.30	X.	±5.°	比例 SCALE	审核 CHKD	产品名称 PRODUCT NO.	MICRO 5P-F B型两脚贴板无卷边有柱LCP 黑胶卷带成品
.X	±0.25	.X	±2.°	日期 DATE	核准 APPD	角法 VIEW	版本 VER
.XX	±0.15	.XX	±1.°	2021-04-16			AO
.XXX	±0.10	.XXX	±0.5°				