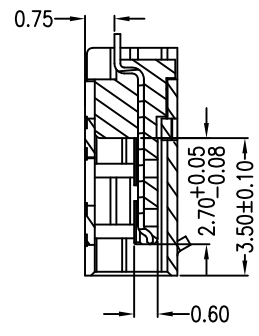
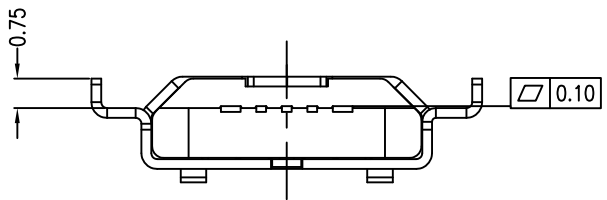
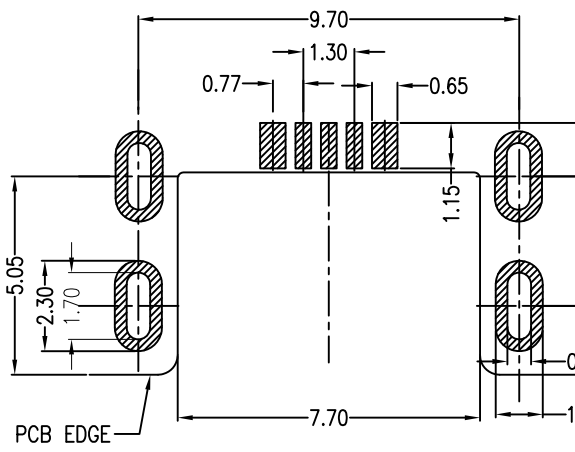
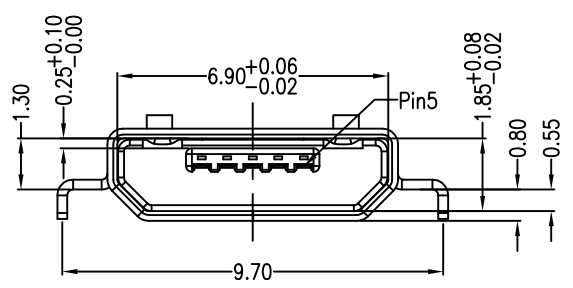
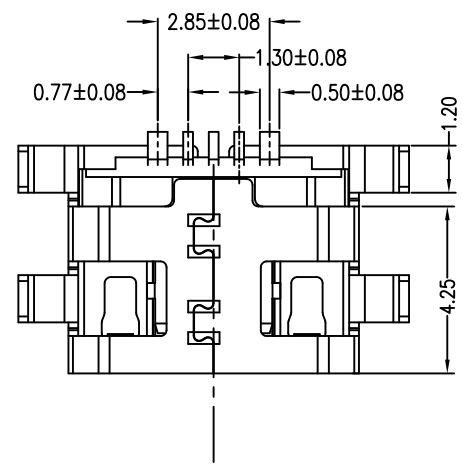
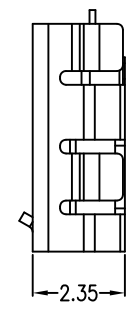
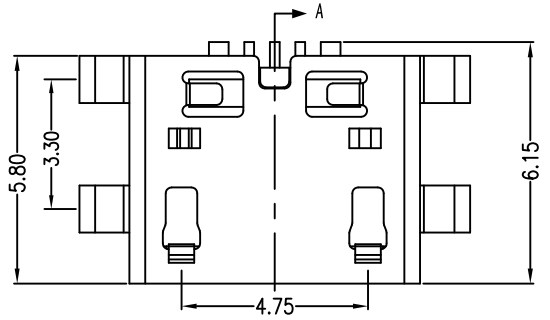


MAPX	MODIFICATION	DATE
------	--------------	------



SEC A-A



RECOMMENDED PCB LAYOUT
PCB图仅供参考

- Note:
- Material:
 - Housing: High temperature thermoplastic with g.f,UL94v-0
 - Contact: copper alloy,t=0.15mm
 - Shell: SUS,t=0.25mm
 - Specification:
 - Current rating:1,5PIN 3A Max/2,3,4PIN 1A Max.
 - Dielectric withstanding voltage: 100 V(ac) for 1 min.
 - Contact resistance: 30 mΩ Max.
 - Insulation resistance: 100 MΩ Min.
 - Total mating force: 3.57 Kgf Max.
 - Total unmating force: 1.0 Kgf Min.
 - Temperature range: -30°C~80°C

A 01 S B X X X X XX-670

- ① ② ③ ④ ⑤ ⑥ ⑦ ⑧ ⑨ ⑩ ⑪
- 外壳材质
1:C2680R-H
7:SUS304R-1/2H
- 外壳电镀
1:N50u''
2:雾T50u''
3:N+Au1u''(脚)
4:Au1u''

- 端子电镀 01:Au1u'';02:Au1.5u'';03:Au3u''
05:Au5u'';10:Au10u'';15:Au15u'';30:Au30u''
- 主体颜色 B:黑色
- 主体材质 1:LCP
- 端子材质 4:05191R-EH

产品图
PRODUCT CHART DWG

公差一览表 TOLERANCE UNLESS OTHERWISE			
X.	±0.30	X.	±5.°
.X	±0.25	.X	±2.°
.XX	±0.15	.XX	±1.°
.XXX	±0.10	.XXX	±0.5°

易芯精密科技(浙江)有限公司
Easychips Precision Technology (Zhejiang) Co., Ltd.

单位 UNITS	MM	制图 DRAWING	制图料号 PRODUCT PART NO.	B920-ECF62A2021S10104
比例 SCALE	1:1	审核 CHKD	产品名称 PRODUCT NO.	MICRO 5S F B型沉板0.8四脚全插无导位 无孔双卡点1.5Pin加宽
日期 DATE	2021-04-16	核准 APPD	角法 VIEW	版本 VER

A0