目 錄	设 变 内 容	日 期

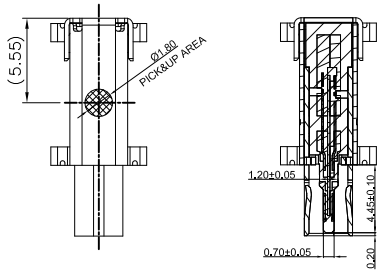

SPECIFICATION

1. CURRENT RATING : 5.0A FOR Vbus PIN,
   1.25A FOR Vconn PIN,
   0.25A FOR OTHER PINS.
2. CONTACT RESISTANCE : 40mΩ.
3. INSULATION RESISTANCE : 1000MΩ MIN.
4. DIELECTRIC WITHSTANDING VOLTAGE : 500 VAC MIN.
5. OPERATING TEMPERATURE : −40°C TO +85°C.
6. MATING FORCE : 5~20N.
7. UNMATING FORCE : 8~20N.
8. DURABILITY : 10,000 CYCLES.
9. RECOMMENDED PROCESS :
   THE PEAK TEMPERATURE ON THE BOARD SHALL MAINTAIN 260°C.

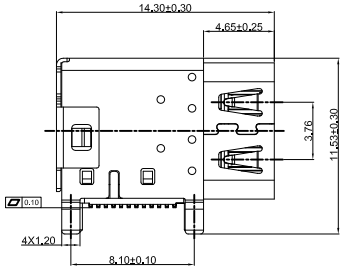

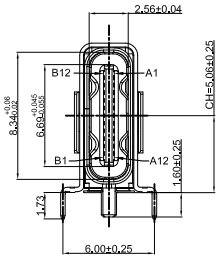

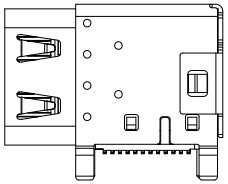

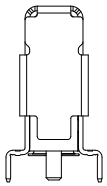

5	TERMINAL	24	COPPER ALLOY	MATING SIDE:Au 30u"MIN; SOLDER TAIL:Gold FLASH, 50u" NICKEL OVERALL.	T=0.12
4	OUT SHELL	1	STAINLESS STEEL	NICKEL PLATING	T=0.30
3	MAIN SHELL	1	STAINLESS STEEL	NICKEL PLATING	T=0.30
2	MID PLATE	1	STAINLESS STEEL	NICKEL PLATING	T=0.15
1	MAIN HOUSING	1	HIGH TEMPERATURE		BLACK UL94V-0
ITEM	DESCRIPTION	Q'TY	MATERIAL	FINISH	REMARK

BILL OF MATERIAL

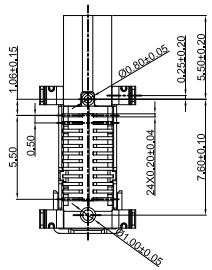

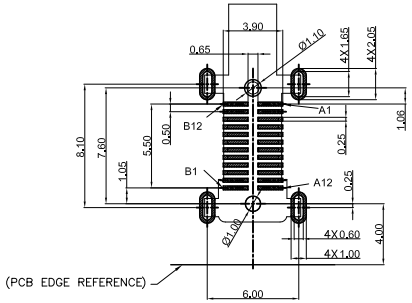

RECOMMENDED P.C.B LAYOUT
TOLERANCE ± 0.05mm (TOP VIEW)

PIN ASSIGNMENT

A1	A2	A3	A4	A5	A6	A7	A8	A9	A10	A11	A12
GND	TX1+	TX1−	Vbus	CC1	D+	D−	SBU1	Vbus	RX2−	RX2+	GND
GND	RX1+	RX1−	Vbus	SBU2	D−	D+	CC2	Vbus	TX2−	TX2+	GND
B12	B11	B10	B9	B8	B7	B6	B5	B4	B3	B2	B1

产品图
PRODUCT CHART DWG

公差一览表
TOLERANCE UNLESS OTHERWISE

X.	±0.30	X°.	±5°
.X	±0.25	.X°	±2°
.XX	±0.15	.XX°	±1°
.XXX	±0.10	.XXX°	±0.5°

易芯精密科技(浙江)有限公司
Easychips Precision Technology (Zhejiang) Co.,Ltd.

单位	MM	制图	ZY	产品料号 PRODUCT PART NO.	C918-EC518K2023S50003	
比例	1:1	审核	GR	产品名称 PRODUCT NO.	TYPE-C3.1侧贴母座14.3双壳四脚插板LCP黑胶24PIN/SMT	
日期	2022/05/10	核准	GT	角法 VIEW		版本 A0